

WCIRB Summary of December 31, 2006 Insurer Experience

Released: April 30, 2007



WORKERS' COMP EXECUTIVE™

A SEMIMONTHLY PUBLICATION FOR THE WORKERS' COMP EXECUTIVE

© 2007 Workers' Compensation Insurance Rating Bureau of California. All rights reserved.

No part of this work may be reproduced or transmitted in any form or by any means, electronic or mechanical, including, without limitation, photocopying and recording, or by any information storage or retrieval system without the prior written permission of the Workers' Compensation Insurance Rating Bureau of California (WCIRB), unless such copying is expressly permitted in this copyright notice or by federal copyright law.

Each WCIRB member company ("Company") is authorized to reproduce any part of this work solely for the following purposes in connection with the transaction of workers' compensation insurance: (1) as necessary in connection with Company's required filings with the California Department of Insurance; (2) to incorporate portions of this work, as necessary, into Company manuals distributed at no charge only to Company employees; and (3) to the extent reasonably necessary for the training of Company personnel. Each Company and all agents and brokers licensed to transact workers' compensation insurance in the state of California are authorized to physically reproduce any part of this work for issuance to a prospective or current policyholder upon request at no charge solely for the purpose of transacting workers' compensation insurance and for no other purpose. This reproduction right does not include the right to make any part of this work available on any Web site or through any computer or electronic means for any purpose.

Workers' Compensation Insurance Rating Bureau of California, WCIRB, and the WCIRB California logo are registered trademarks of the WCIRB. The Workers' Compensation Insurance Rating Bureau of California logo, the WCIRB logo, WCIRB California, and WCIRB Online are service marks or trademarks of the WCIRB (collectively, the "WCIRB Marks").

WCIRB Marks may not be displayed or used in any manner without the WCIRB's prior written permission. Any permitted copying of this work must maintain any and all trademarks and/or service marks on all copies.

To seek permission to use any of the WCIRB Marks or any copyrighted material, please contact the Workers' Compensation Insurance Rating Bureau of California, 525 Market Street, Suite 800, San Francisco, California 94105-2767.

WCIRB Summary of December 31, 2006 Insurer Experience

The WCIRB has completed its initial review of December 31, 2006 experience submitted by insurers. This summary is based on data reported to the WCIRB by insurers who wrote approximately 86% of the statewide market using 2005 premium levels. In reviewing this information, the following should be noted:

1. This summary reflects a compilation of individual insurer reports of accident year and calendar year premium and loss experience. While the individual insurer data submissions are regularly checked for consistency and comparability with other data submitted by the insurer as well as with data submitted by other insurers, the source information underlying each insurer's data submission is not verified by the WCIRB.
2. Some of the figures and ratios shown are based on WCIRB actuarial projections of future claim payments, using information reported by insurers through December 31, 2006. Although the actuarial methodologies upon which these projections are predicated are comprehensively and regularly tested and the underlying assumptions verified, the actual costs that will ultimately emerge could differ from the amounts projected. Many of these projections will be updated regularly by the WCIRB as more mature information on these claims is reported in subsequent quarters.
3. The amounts and ratios shown represent statewide totals based on the amounts reported by all insurers writing workers' compensation insurance in California. The results for any individual insurer can differ significantly from the statewide average. An individual insurer's results are related to its underwriting book of business, claims and reserving practices, as well as the nature of its reinsurance arrangements.
4. Insurer-reported losses, which, in Exhibit 9, are compared to the WCIRB's estimates of ultimate losses, include estimates of insurers' incurred but not reported (IBNR) losses by line of business, state and accident year, and are on a basis that does not reflect anticipated reinsurance recoveries or employer-paid deductibles. As a result, the amounts shown in Exhibit 9 do not necessarily equate to specific estimates of the adequacy of insurers' unpaid losses.
5. Some of the provisions of Assembly Bill No. 227 (AB 227), Senate Bill No. 228 (SB 228) and Senate Bill No. 899 (SB 899) affect the cost of claims incurred prior to the effective date of the legislation. Projections of ultimate losses and ultimate loss severities have been adjusted to reflect the impact of AB 227, SB 228 and SB 899 on unpaid losses, based on methodologies developed by the WCIRB's Actuarial Committee.

The attached Exhibits 1 through 9.2, which summarize the WCIRB's review of reported December 31, 2006 insurer experience, reflect the following information:

- California total statewide written premium (gross of deductible credits) reported for 2006 is estimated at \$16.5 billion. This is approximately \$5 billion, or 23%, below the written premium reported for 2005 and \$7 billion, or 30%, below the written premium reported for 2004 (Exhibit 1).
- The average statewide insurer rate (final insurer rates reflecting all rating plan adjustments except deductible credits, retrospective rating plan adjustments, and policyholder dividends) per \$100 of payroll for policies written in the second six months of 2006 is \$3.25 (Exhibit 2). This is 29% below the average rate charged for the second six months of 2005 and almost 50% below the average rate charged in the second six months of 2003.

-
- The WCIRB projects total statewide ultimate accident year losses for 2006 of \$6.4 billion. Well above the level projected for accident year 2005, this is 47% less than the ultimate losses currently projected for accident year 2002 (Exhibit 3).
 - The WCIRB projects an ultimate accident year loss ratio of 37% for accident year 2006. This loss ratio, while still very low compared to historical norms, represents a ten percentage point increase from the estimated accident year 2005 loss ratio. This increase is primarily the result of declining premium rates (Exhibit 4).¹
 - The ultimate accident year 2006 combined loss and expense ratio is estimated by the WCIRB to be 60%. This is the fourth consecutive accident year with combined ratios estimated to be below 100%, after eight consecutive years of combined ratios in excess of 100% (Exhibit 5).²
 - The reported 2006 calendar year loss ratio is 42%. This ratio is 12 percentage points below the 2005 calendar year loss ratio and 19 percentage points below the calendar year 2004 loss ratio (Exhibit 6.1). The calendar year 2006 preliminary combined ratio is 66%—the lowest in many years (Exhibit 6.2).
 - The WCIRB estimates that indemnity claim frequency for accident year 2006 is 10% lower than that for 2005. This is the third consecutive double-digit decline in claim frequency. Currently, 2006 indemnity claim frequency is estimated at approximately 65% below its all-time high in 1991 and 42% below the 2002 estimate (Exhibit 7).³
 - The WCIRB preliminarily estimates that the average cost of a 2006 indemnity claim will be approximately \$41,000.⁴ This preliminary severity estimate, which is below the pre-reform level but above the 2005 estimate, is likely to change significantly over time as the loss information matures (Exhibit 8.1). Both indemnity and medical average costs per claim show preliminary increases in 2006 (Exhibits 8.2 and 8.3).
 - The WCIRB currently estimates that total statewide ultimate losses on all injuries that occurred on or before December 31, 2006 are approximately \$6.5 billion less than the amounts reported by insurers (Exhibit 9.1).⁵ In particular, the WCIRB's current estimates of ultimate losses on accident years 2004 through 2006 are significantly less than those reported by insurers (Exhibit 9.2).

¹ These estimated loss ratios reflect the adjustment for the impact of the SB 228 fee schedule changes, SB 228 and SB 899 changes related to medical utilization, and SB 899 changes related to the January 1, 2005 Permanent Disability Rating Schedule on loss development projections.

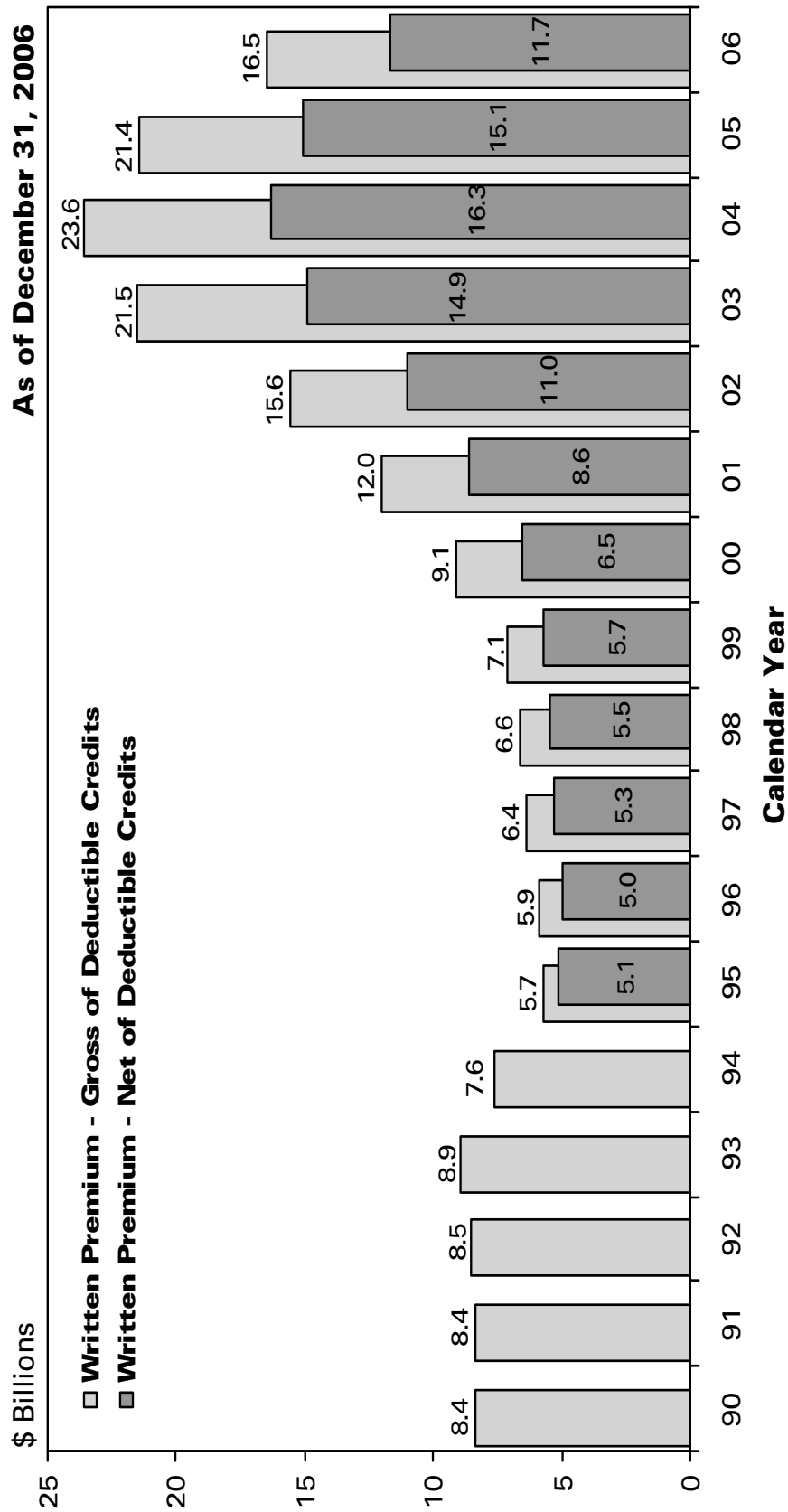
² As discussed above, the estimated loss ratios included in these combined ratios reflect the adjustment for the impact of the SB 228 fee schedule changes, SB 228 and SB 899 changes related to medical utilization, and SB 899 changes related to the January 1, 2005 Permanent Disability Rating Schedule on loss development projections.

³ The indicated annual changes in frequency from 1999 to 2001 appear to be statistical anomalies and not accurate reflections of the annual changes.

⁴ Initial accident year severity projections based on 12 months of experience are potentially subject to significant change as loss information matures inasmuch as they reflect estimates of accident year ultimate losses based on paid losses as of 12 months, as well as estimates of ultimate claim frequency.

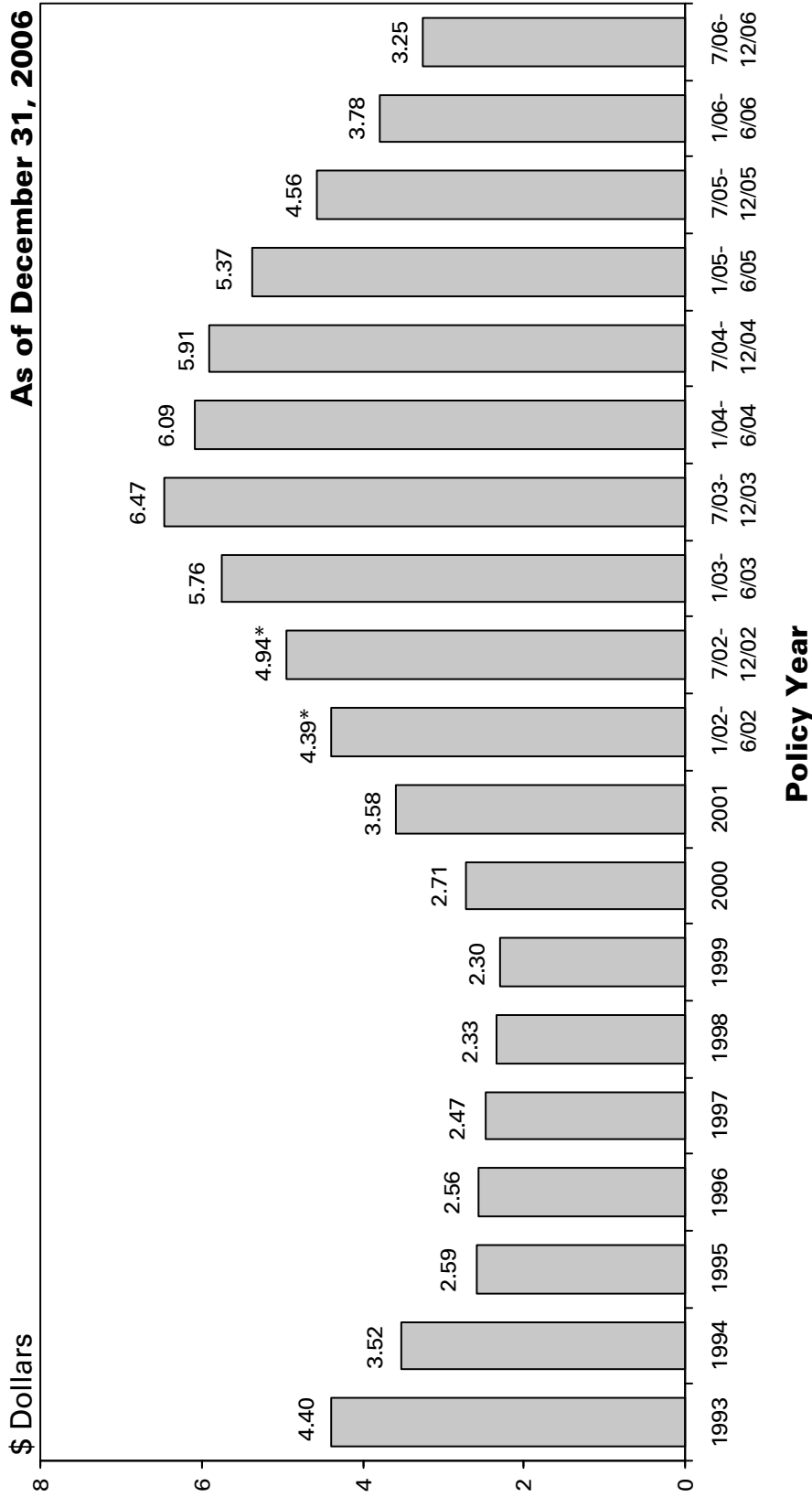
⁵ As discussed above, the estimated losses by accident year used in this calculation reflect the adjustment for the impact of the SB 228 fee schedule changes, SB 228 and SB 899 changes related to medical utilization, and SB 899 changes related to the January 1, 2005 Permanent Disability Rating Schedule on loss development projections.

California Workers' Compensation Written Premium



WCIRBCalifornia®

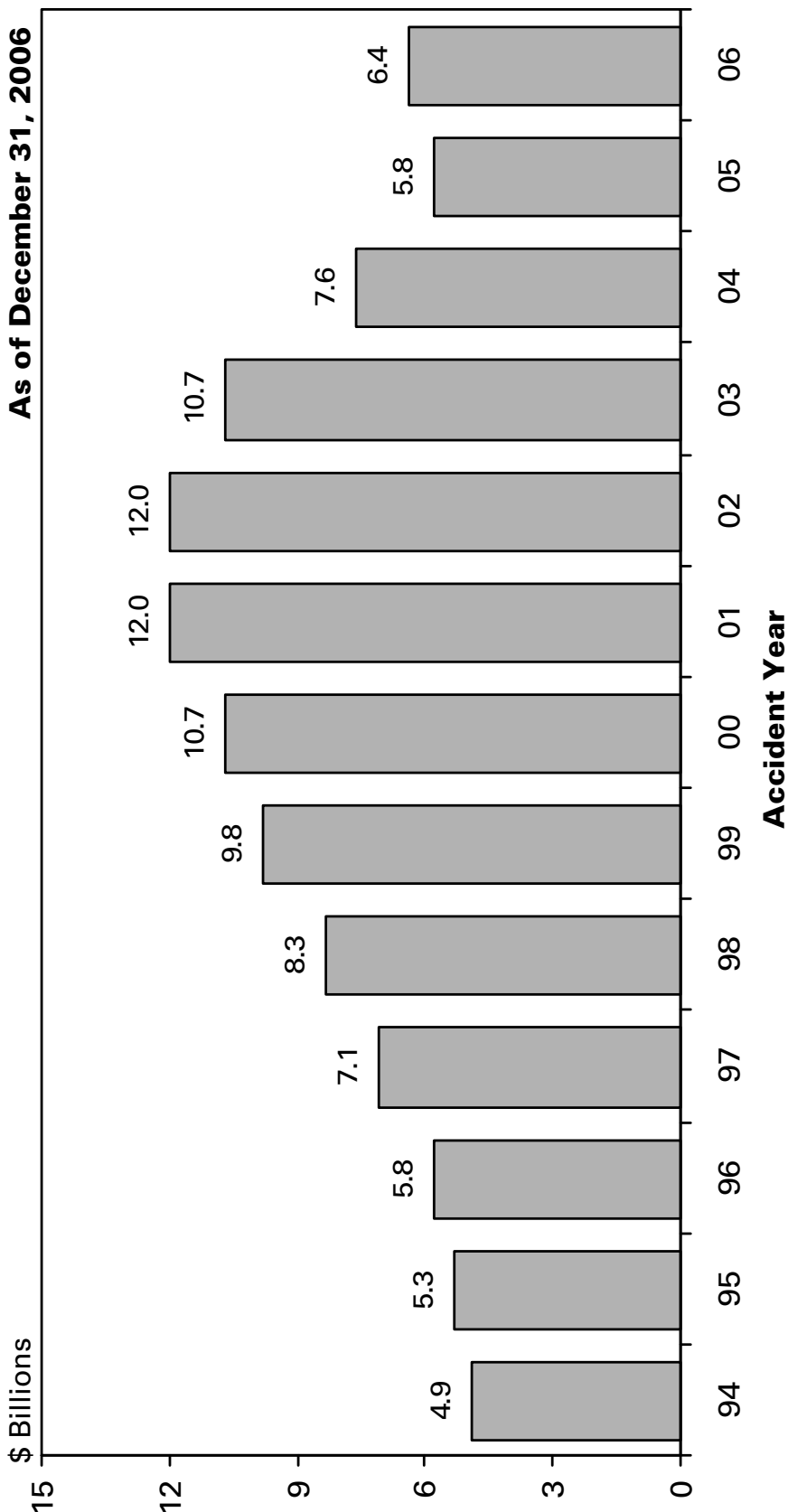
California Workers' Compensation Average Insurer Rate per \$100 of Payroll



* Excludes the impact of the adopted changes to outstanding policy year 2002 pure premium rates effective January 1, 2003.

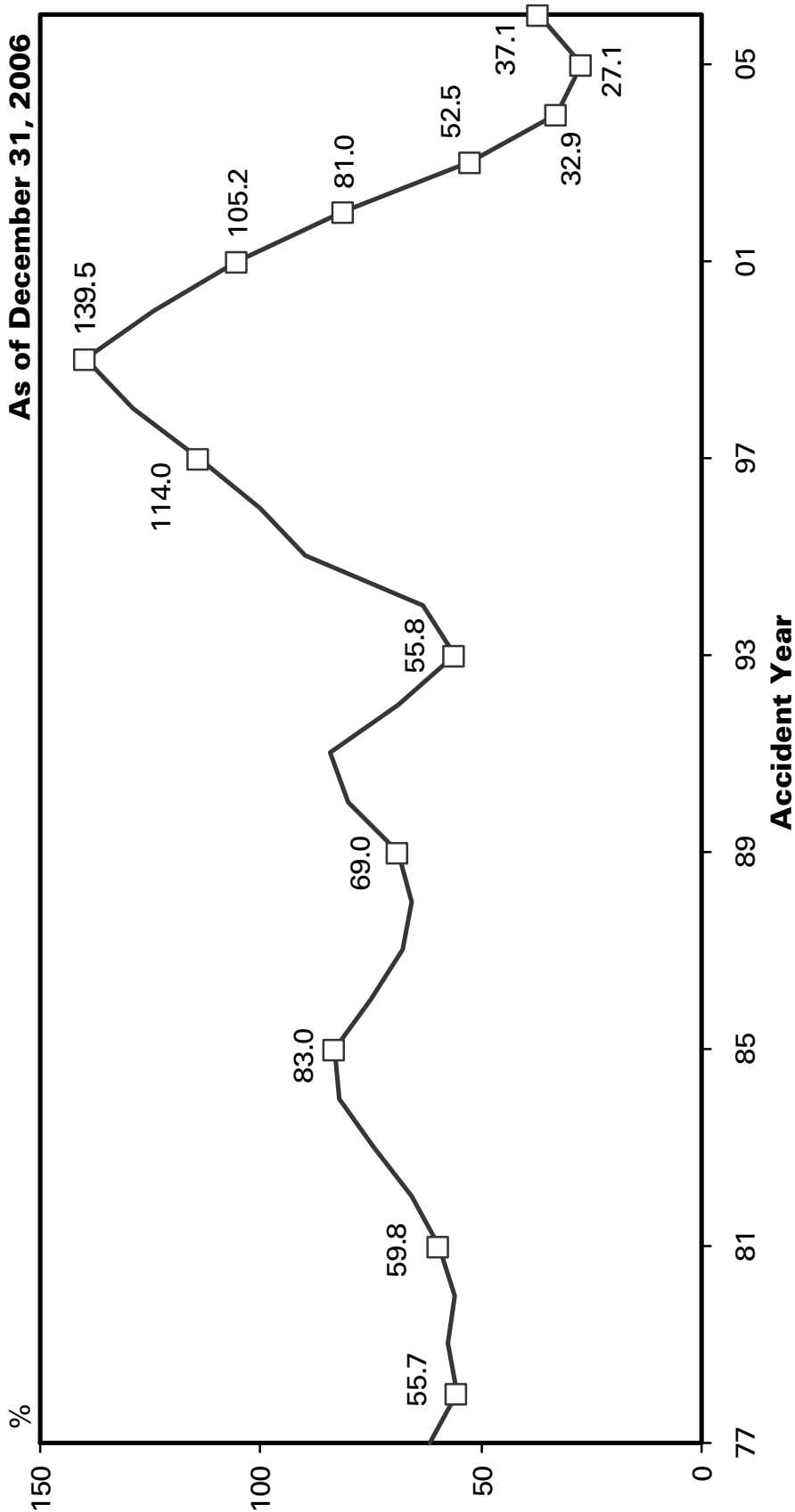


California Workers' Compensation Estimated Ultimate Losses by Accident Year



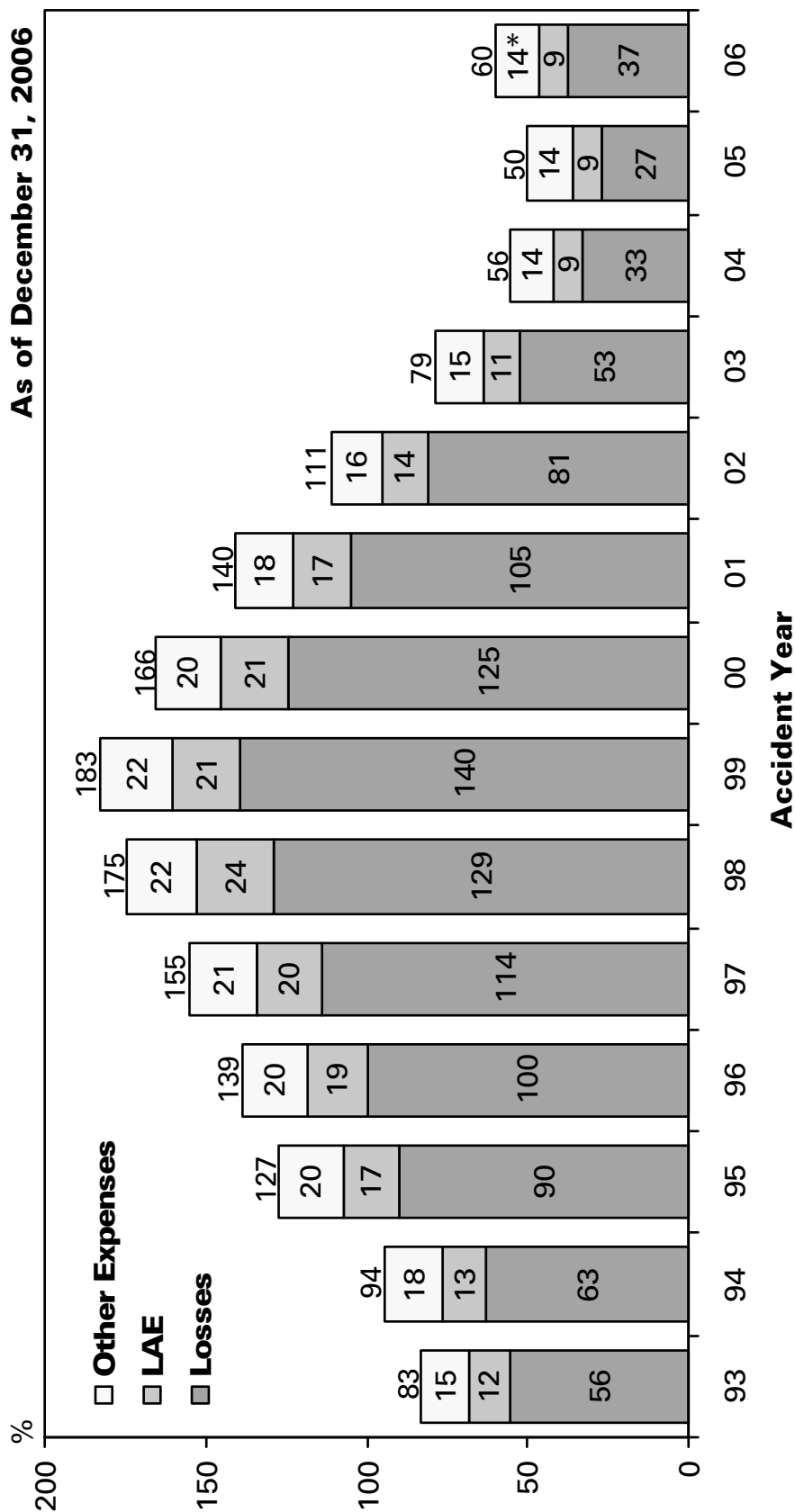
WCIRBCalifornia®

California Workers' Compensation Ultimate Accident Year Loss Ratios



WCIRBCalifornia®

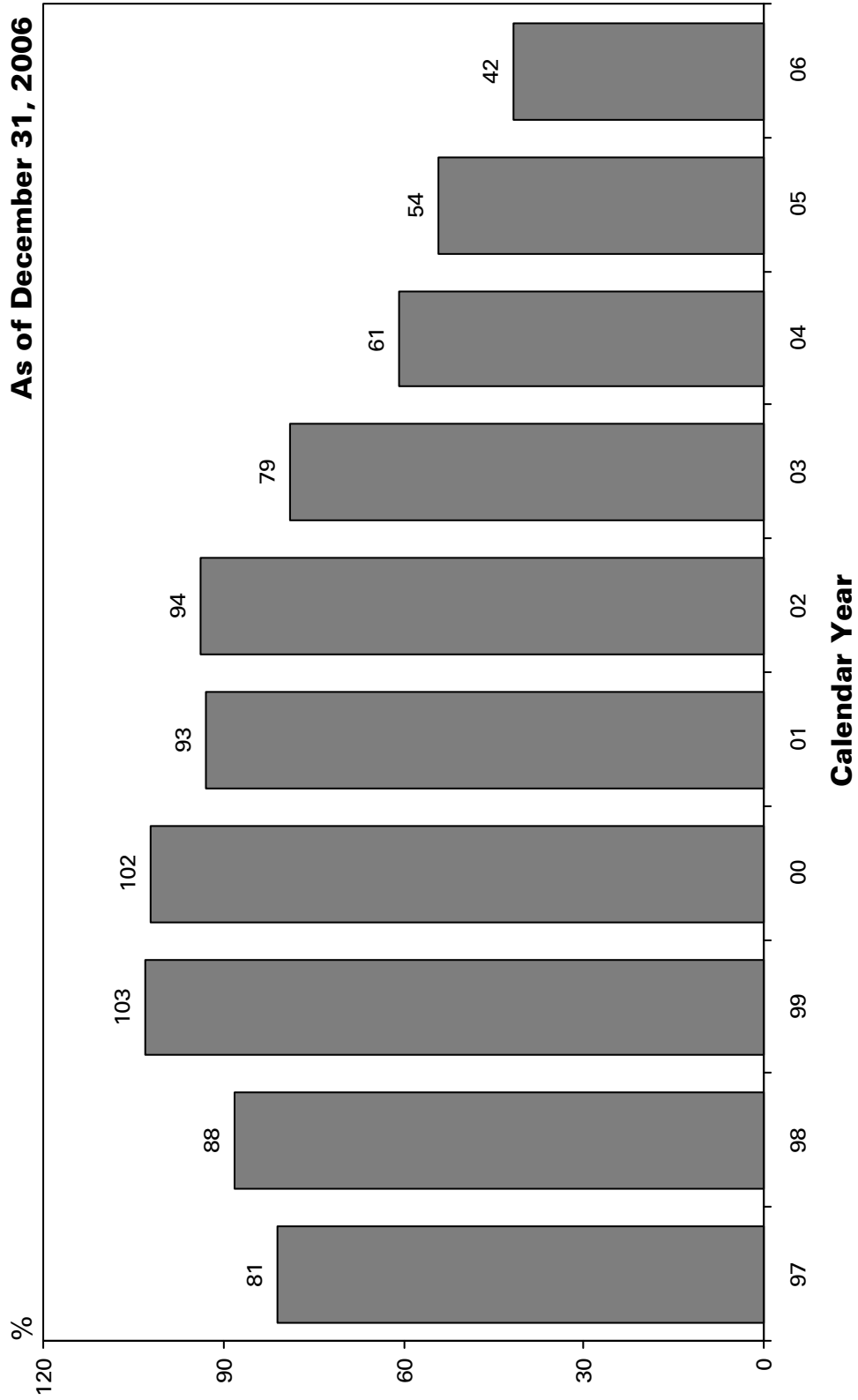
California Workers' Compensation Accident Year Combined Loss and Expense Ratios



*Other Expenses for 2006 are preliminary.

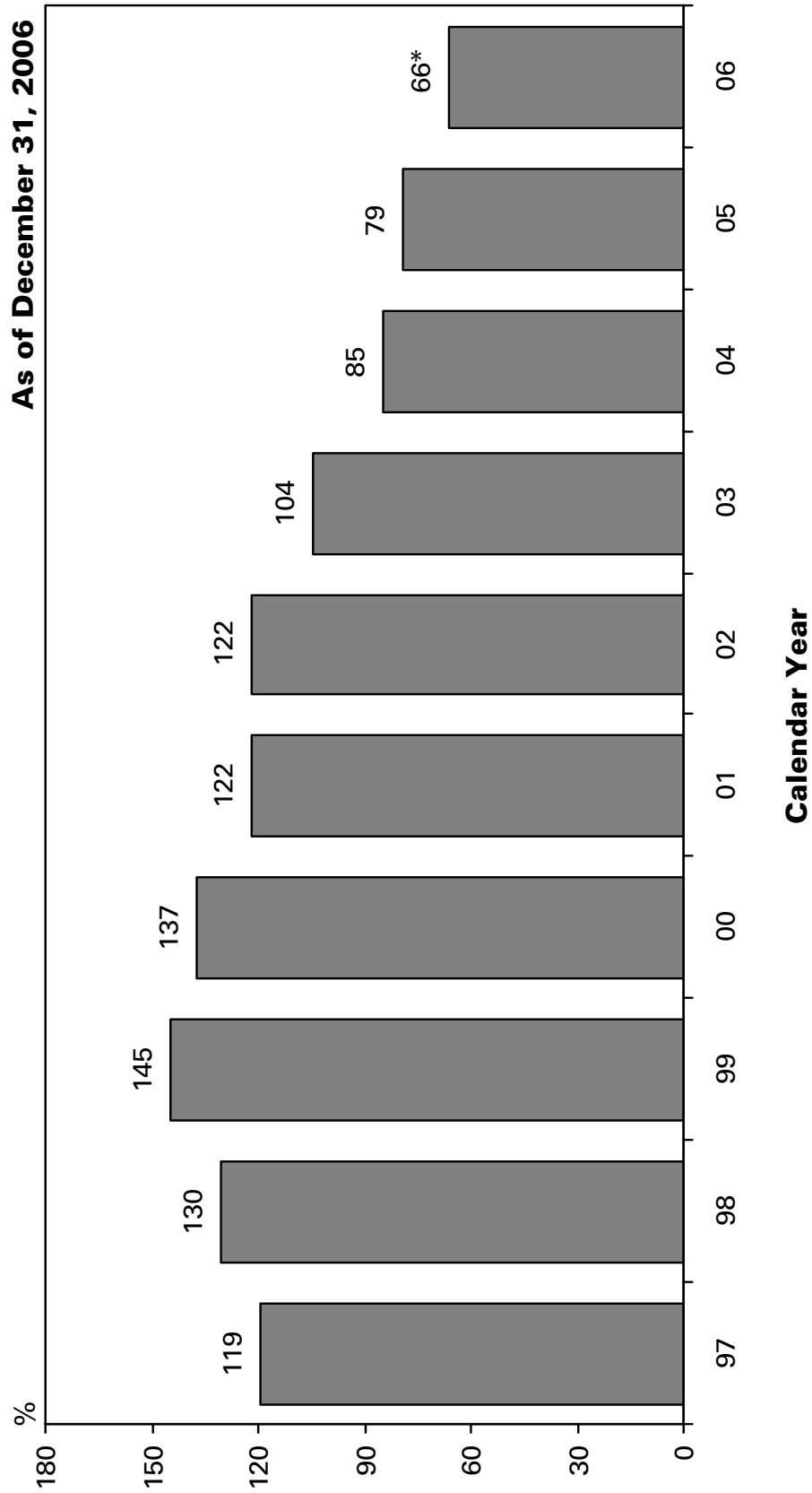


California Workers' Compensation Calendar Period Loss Ratios



WCIRBCalifornia®

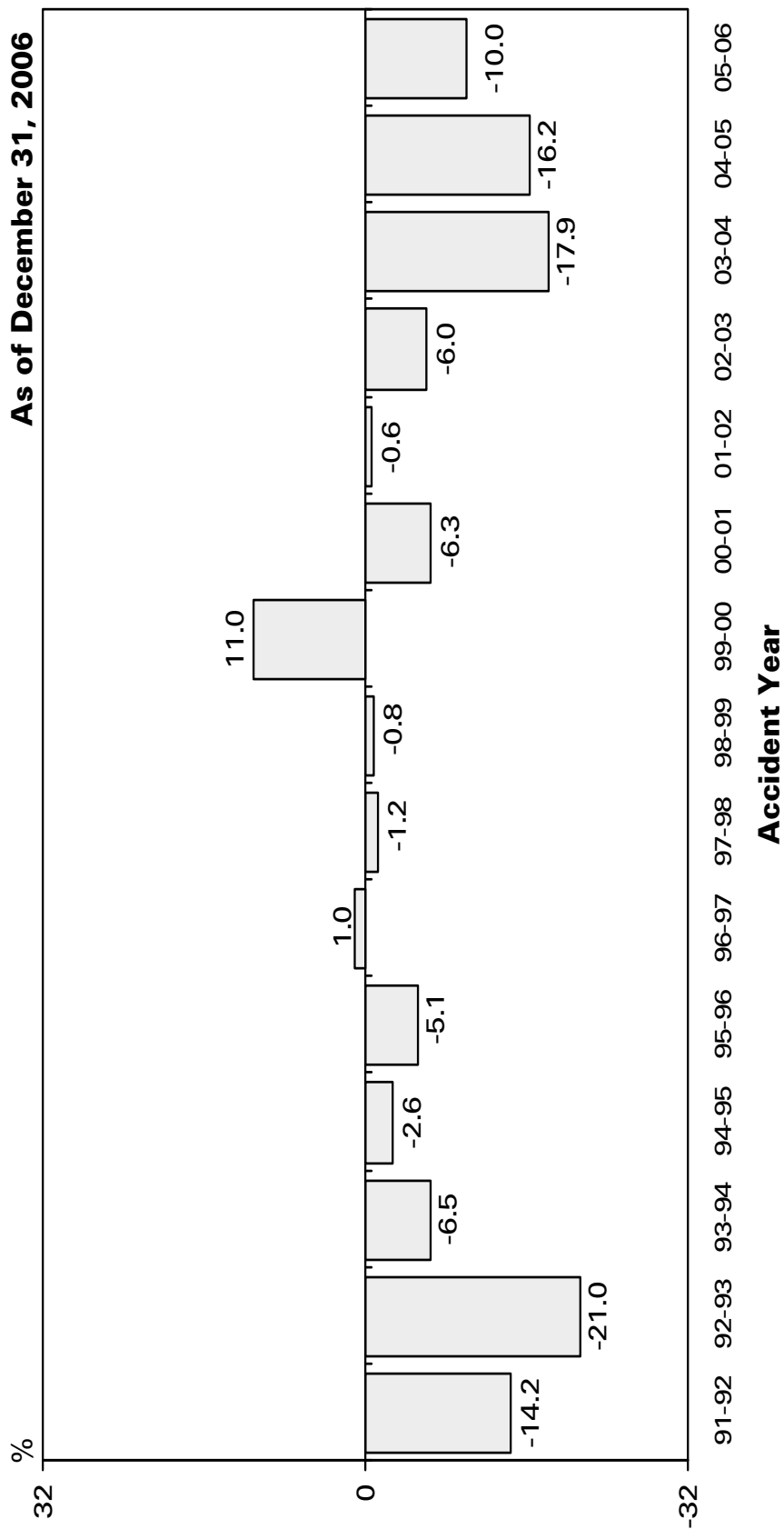
California Workers' Compensation Calendar Year Combined Loss and Expense Ratios



*Combined Ratio for 2006 is preliminary.

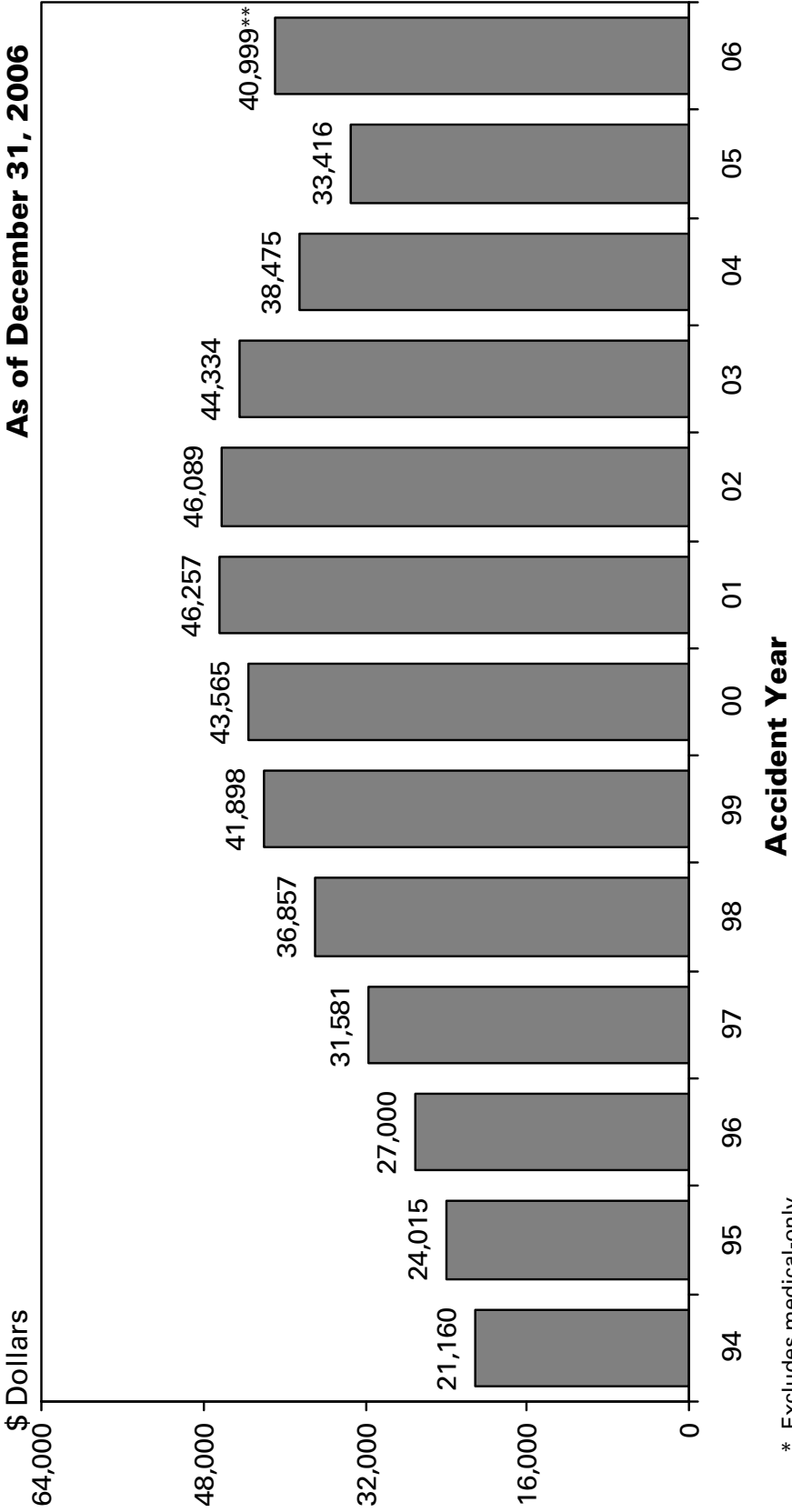
WCIRBCalifornia®

California Workers' Compensation Estimated Percentage Change in Indemnity Claim Frequency by Accident Year



WCIRBCalifornia®

California Workers' Compensation Estimated Ultimate Total Loss* per Indemnity Claim

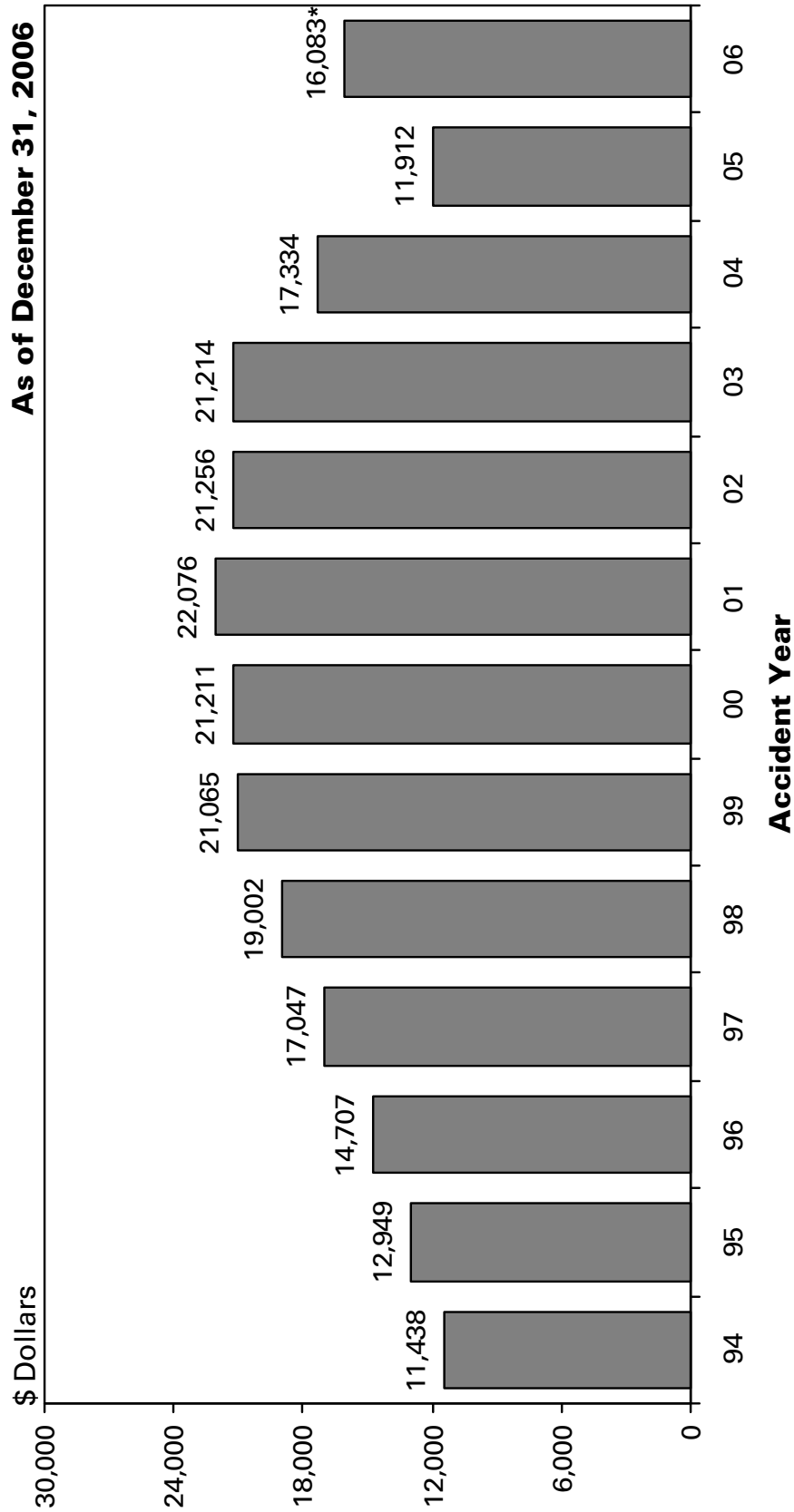


* Excludes medical-only.

** Total Loss per Indemnity Claim for 2006 is preliminary.



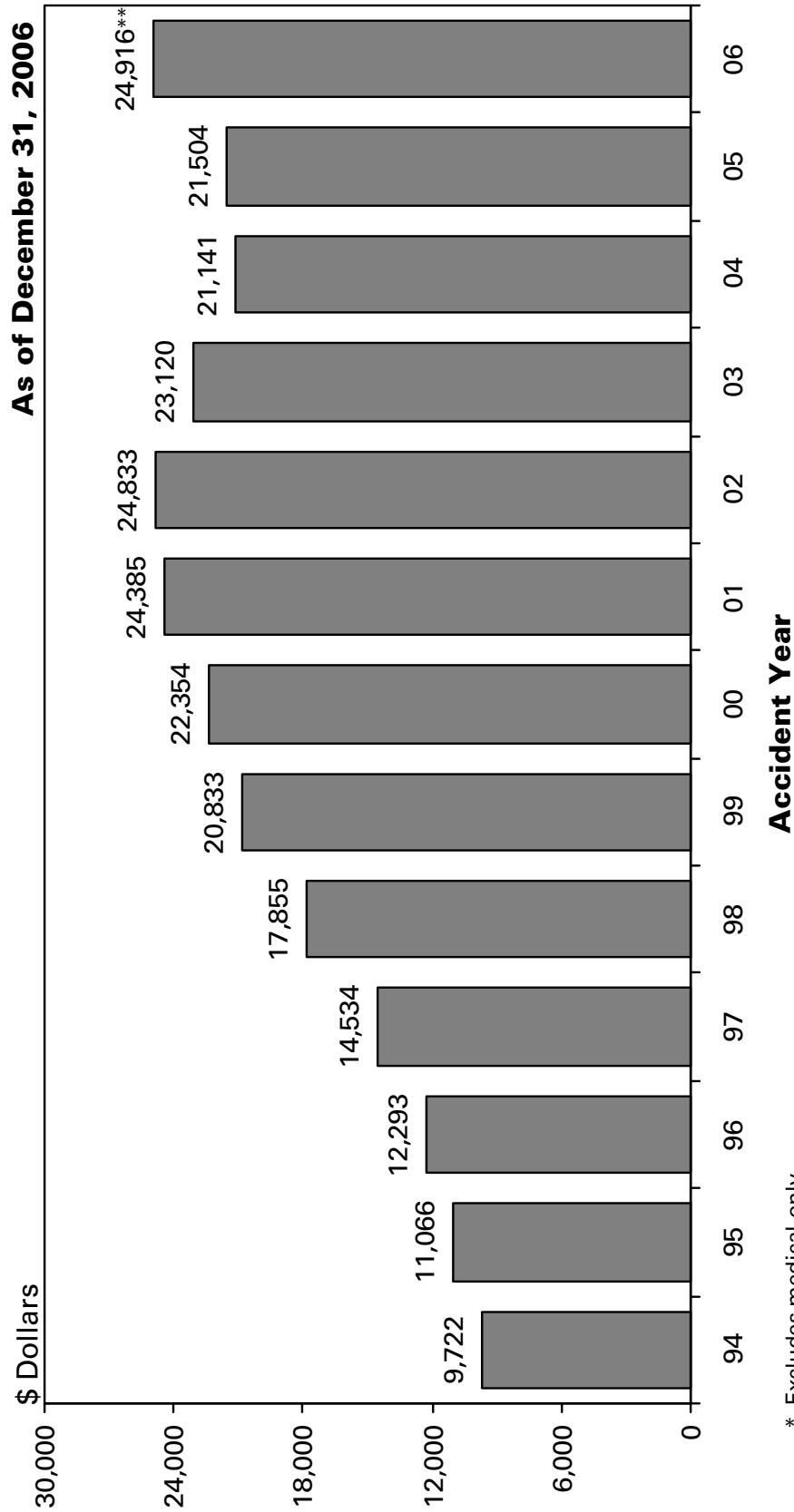
California Workers' Compensation Estimated Ultimate Indemnity per Indemnity Claim



*Indemnity per Indemnity Claim for 2006 is preliminary.



California Workers' Compensation Estimated Ultimate Medical* per Indemnity Claim

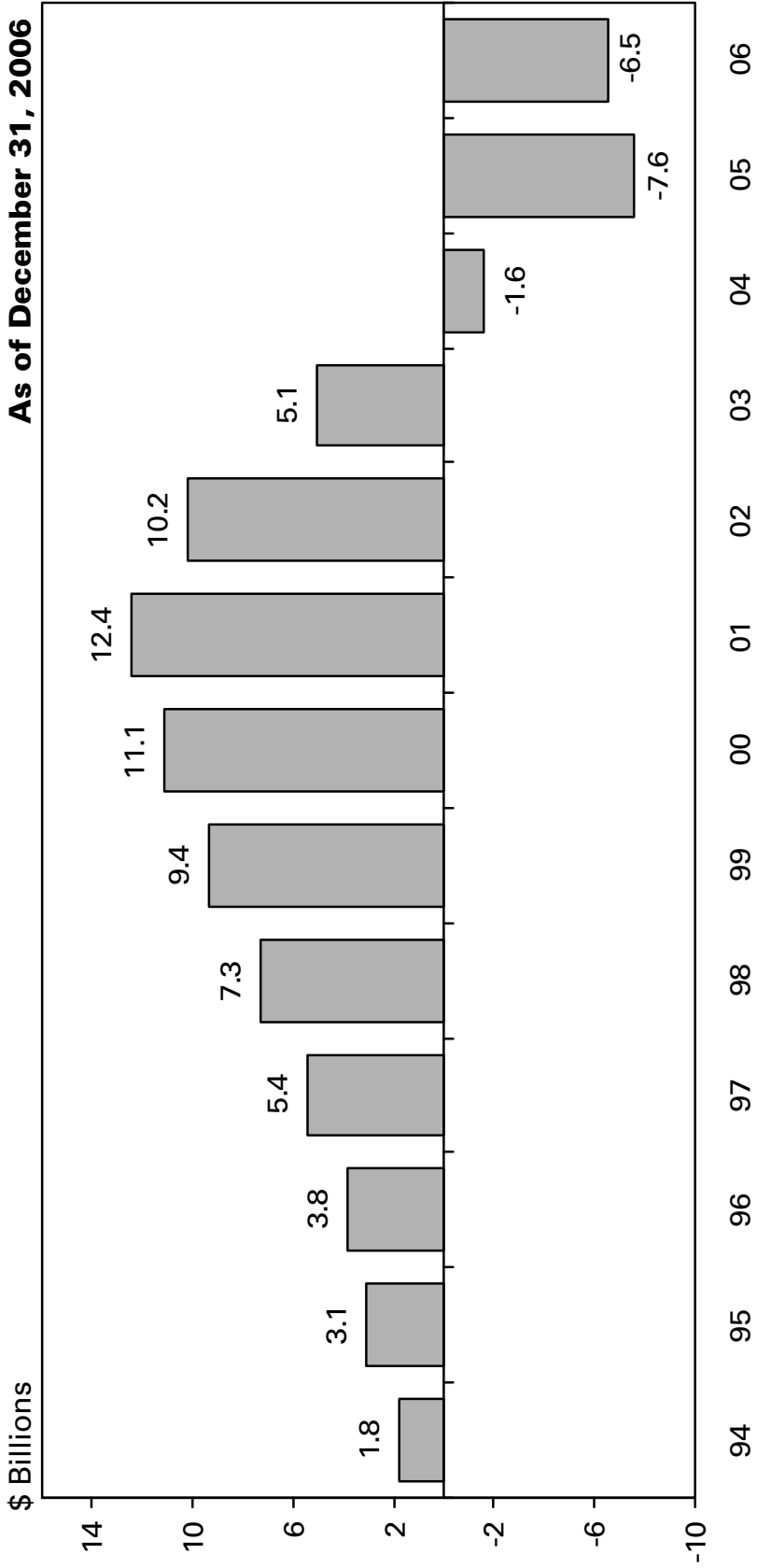


* Excludes medical-only.

** Medical per Indemnity Claim for 2006 is preliminary.

WCIRBCalifornia®

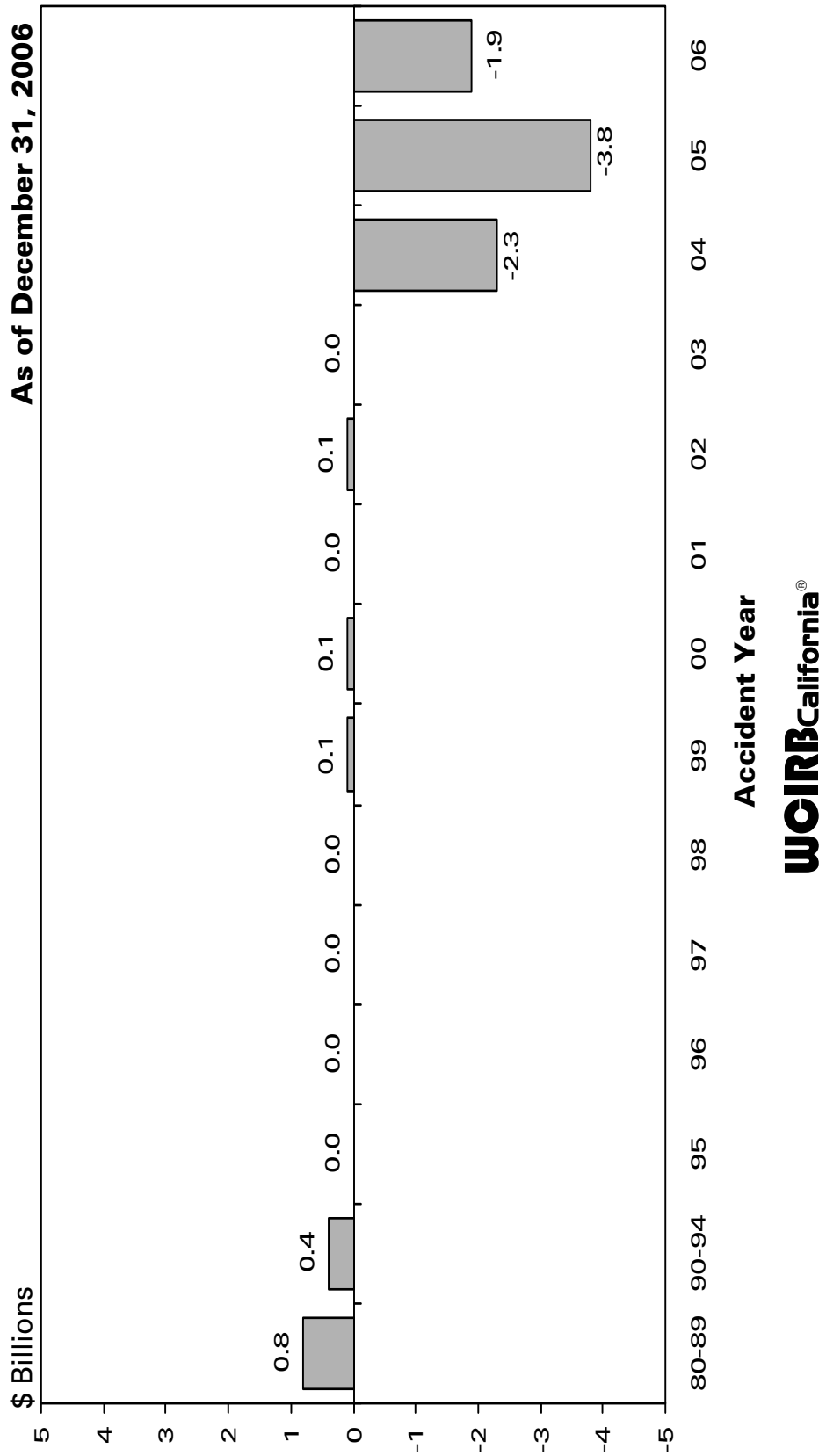
California Workers' Compensation Estimated Ultimate Losses Less Reported Losses at Successive December 31 Evaluations



Evaluation Year

WOIRBCalifornia®

California Workers' Compensation Estimated Ultimate Losses as of December 31, 2006 Less Reported Losses at December 31, 2006



WORKERS' COMP
EXECUTIVE™
A SEMIMONTHLY PUBLICATION FOR THE WORKERS' COMP EXECUTIVE

WORKERS' COMP
E X E C U T I V E™
A SEMIMONTHLY PUBLICATION FOR THE WORKERS' COMP EXECUTIVE

WCIRBCalifornia®

525 Market Street, Suite 800
San Francisco, CA 94105-2767

Voice 415.777.0777
Fax 415.778.7007

www.wcirbonline.org
wcirb@wcirbonline.org